


Malaysia

Product Catalogue





MALAYSIAN CONSOLIDATION

PII has used Malaysia as one of its main consolidation hubs for the last 25 years, and are the experts in supplying quality building materials from all of Malaysia and neighbouring countries.

Services Include:

- Sourcing and Procurement
- Local Transportation
- Container Packing and Consolidation
- Quality Control and Inspection
- Shipment Direct to Your Nearest Port

What is Container Consolidation?

Container consolidation is when multiple smaller shipments are combined into a single larger shipment, generally a full container load (FCL). The practice helps reduce shipping costs and simplify logistics.



The below icon will indicate when a product or range of products can be consolidated together.



UAC


UAC Berhad is one of Asia's top pioneers of a comprehensive range of innovative cellulose fibre cement products, including flat boards, patterned boards, eaves lining, skirting and cornices, smooth and wood-grained planks and panels, woodlike strips, perforated boards, and flush-joinable flat boards.

With a wide range of applications spanning the residential, commercial, institutional, industrial, leisure, and hospitality sectors, UAC Berhad provides solutions for ceilings, partitioning, feature wall linings, cladding, fascia, skirting and cornices, decking, flooring, and many more.



Superflex

The ultimate multipurpose building board. UAC Superflex is suitable for many general building purposes, including ceilings and wall partitions, whether internally or externally. It is ideal for gable ends, façades, eaves lining, soffits, permanent formwork, and substrate flooring.



Flexabord

This Premium board is made for the exclusives who only want the best. It has an unsanded surface and the recessed edge profile makes this the ultimate flush-joinable boards developed to create a homogeneous seamless joint that can be tiled on to an entire wall or ceiling with a smooth, seamless covering. Ideal for use in bathrooms.



Plank

Plank combines the aesthetics of timber with the hardness and toughness of fibre cement. Coming in 2 variations, Plank Smooth is a non-textured plank for simplicity and naturality, whilst Plank Sedartex Woodgrain is permanently woodgrain-textured to resemble a natural wood plank.



Vistabord

Vistabord is a versatile and flush-joinable board with a recessed edge that's perfect for creating smooth and seamless walls and ceilings. It can accept a majority of finishes like paint, tiles, wallpaper, and many more.





Shiplap Plank

Plank Shiplap transforms the appearance of plain walls into a smooth and polished wood covering, smartly assembled for external and internal wall cladding, gable end, feature walls, ceilings, soffits, siding, fencing, fascia, eaves lining, and weatherboarding.



Supertex Panel

Decorate your walls with the natural wood-like product from UCO Supertex Panel. It is designed to mimic the aesthetics of wood texture eliminating the limitations of timber while being termite and rot-proof.




Decowood

DecoWood is developed with the elegance of natural wood while maintaining the inherent durability and toughness of high-quality fibre cement. It is ideal for both internal and external application. Achieve a long-lasting woodlike finish with suitable paints. It also comes in a variety of widths and thicknesses to fit your construction and renovation needs.



Lattice

Lattice is a must-have decorative addition to properties to enhance building aesthetics. Versatile, inexpensive, and long-lasting, UAC Lattice comes in two designs, square and diamond, and is suitable to be used as room dividers, pergolas, fencing, privacy screens, windbreakers for barbeque areas and pool sides, feature panels, patios, verandas, and more.





RONDO®

Rondo is a market-leading manufacturer of lightweight steel Wall and Ceiling systems, as well as complementary accessories, including Access Panels and Plastering Beads.

QUALITY PRODUCTS AND SYSTEM SOLUTIONS

CEILING

Rondo ceiling systems are highly innovative and of superior quality, with both concealed grid or exposed grid options, we have a solution available to meet acoustic, fire-rated, wind loading and seismic design requirements.

Key-Lock Suspended Ceiling System

Our KEY-LOCK® Concealed Suspended Ceiling System is designed to produce a high-quality structure for a flush or featured finish to your plasterboard ceiling.



Key-Lock Direct Ceiling System

If you need a more direct approach, Rondo supplies a wide range of direct fixing clips that allows you to direct fix Furring Channels or Ceiling Battens to either concrete, steel or timber ceiling structures.

SUITABLE FOR:

- Flush plasterboard ceilings
- Direct Fix or Fully Suspended
- Non-Fire Rated systems
- Fire Rated systems
- Acoustic Systems available
- Seismic Systems available

WALLS


The Rondo Steel Stud Drywall Framing System provides a durable, practical and lightweight structure for internal plasterboard walls and for specific external walls. The availability of various sizes, complimentary components such as nogging tracks, curved tracks and special cleats ensure Rondo Stud and Track wall systems are available to suit almost all situations.

Rondo Steel Stud & Track

Rondo steel wall framing systems provide durable, practical and lightweight structures for internal plasterboard walls to create attractive spaces within buildings, or external wall systems to provide direct support of the exterior cladding and interior linings.

SUITABLE FOR:

- Partition walls
- Steel Stud Ceiling Systems
- Window and Door Jambs
- Non-Fire Rated & Fire Rated Systems
- External Wall systems
- Light Weight Floor Joists
- Bulkheads
- Seismic Wall System






FINISHING SECTIONS

Rondo building board finishing profiles are designed to give plasterers a clean, defined edge on straight or curved details for building board applications.

SUITABLE FOR:

- Internal and External Corners
- Shadowline applications
- Flashing in wet areas
- Archways
- Control Joints
- Edge capping
- Bullnose corners




ACCESS PANELS

We have Access Panels to suit every situation. Whether you need a standard Access Panel, or a specialised architectural panel, PANTHER® Access Panels are the perfect choice.

- 300 x 300mm
- 450 x 450mm
- 600 x 600mm

SUITABLE FOR:

- Sound Rated Applications (Rw30)
- 1 and 2 Hour Fire Applications
- Tiled Access Options



TOP HATS AND STEEL ANGLES

We produce a wide range of Top Hats for a variety of uses including internally or externally and on vertical fascias and soffits.

SUITABLE FOR:

- Internal and external applications
- High wind load areas
- Heavy duty sheeting



ACCOUSTIC ASSEMBLIES

Complements our range of wall and ceiling systems and have been tested to comply with the Australian National Construction Code (NCC) and New Zealand Building Codes (NZBC).

SUITABLE FOR:

- Partiton walls
- Steel Stud Ceiling Systems





Hollow Core Doors HCD COLLECTION

These superior doors come with a unique, high density honeycomb core construction that will add that touch of class to your home.

Available raw or primed, ready to paint to suit your taste, there are bi-fold and multi-fold options available as well as made to order options in a vast range of sizes. These flush doors are suited to both contemporary and traditional style homes.

- Plywood or MDF
- High density honeycomb core
- Primed ready to paint
- Flush finish
- Modern Design
- Available in all sizes



Solid Core Doors SCD COLLECTION

These superior doors come with a unique, solid core construction that will add that touch of class to your home.

Available raw or primed, ready to paint to suit your taste, there are bi-fold and multi-fold options available as well as made to order options in a vast range of sizes. These flush doors are suited to both contemporary and traditional style homes.

- Plywood or MDF
- Solid construction
- Primed ready to paint
- Flush finish
- Modern Design
- Available in all sizes



Moulded Panel Doors MDD COLLECTION

MDD Collection is the most popular range we can supply.

The door faces feature embossed smooth moulded panel designs. The look of joinery doors at a fraction of the cost and with matching bi-fold and robe doors to complete the fitout.

- MDF Moisture Resistant Grade Molded Panel Skin
- Oak grain texture with white primed surface
- Durable and easy to maintain
- Primed ready to paint
- Contemporary and traditional design
- Available in all sizes



Vienna

Caprice

Denmark

Carmelle

Pacific



MDF Melamine Prefinished Doors **MDF COLLECTION**

Allow the natural beauty of timber to enrich your home with the MDF Melamine range of doors. Inspired by contemporary European trends, these striking designs will add a unique style to any home.

- MDF Melamine Flush Door Skin
- Prefinished Vertical Grain
- Solid and Hollow Core



Solid Timber Decorative Doors **SD COLLECTION**

Solid Timber Decorative doors have elegant designs with simple classic details, all joints are perfectly fitted for sturdy structure with high quality finish. The panels are made of high quality solid wood, machines and sand to give a luxury feel and finish.

- Solid Timber Doors
- Durable and easy to maintain





TILE ADHESIVE

At Bostik, we offer a comprehensive system of tile adhesives for professional tilers, specifiers and architects, as well as DIYers. Our range covers ceramic tile adhesive, porcelain tile adhesive, natural stone tile adhesive and mosaic tile adhesive.

Ecofix

This is a rigid set, cement based adhesive suitable for most types of ceramic wall and floor tiles including monocottura, slate, quarry tiles, terracotta and natural stone. Ecofix is suitable for thin and thick bed applications onto rigid substrate, including concrete, cement render, brickwork and blockwork.



Fixall

This is a rigid set cement based adhesive suitable for most types of ceramic wall and floor tiles including monocottura, slate, quarry tiles, terracotta and natural stone. Fixall is suitable for thin and thick bed application onto rigid substrates, including concrete, cement render, brickwork and blockwork.



Superfixall

This is an exceptionally high strength cement based adhesive developed to bond all types of ceramic tiles. Ideal for bonding monocottura and fully vitrified tiles, as well as natural stone, marble, granite and mosaic tiles onto brickwork, cement render and concrete walls and floors.



Excelflex

This is a high strength powdered adhesive for wall and floor applications. Suitable to use over concrete, cement render, screeds, fibrous cement sheeting and Bostik approved waterproof membranes. Excelflex is recommended for all internal and external applications. Excelflex MY is suitable for all types of tiles.



Ultra Mastik

This is premium tile adhesive with superb bond on 600mm x 600mm tiles. Smooth feel for easy trowelling. It is a flexible powdered adhesive which is suitable for commercial, high traffic areas, external and internal tiling.



Tile Grout

This is a special formulated colour grout for filling joints between tiles and natural stone. It is made by select grades of UV stable pigments, proprietary additives and polymers, portland cement and graded aggregates as in the case of tile joint filler (sanded colour grout).





SILICONES

Fill A Gap A330

Bostik A330 FILL A GAP FLEX was specifically developed for sealing connection joints between stairs, walls, ceilings, skirtings, windowsills, wooden and metal window frames, concrete and brickwork. For interior use.



Bostik S546 Kitchen and Bathroom

Bostik S546 Kitchen and Bathroom is a versatile neutral silicone sealant for sanitary and kitchen applications which cures by reacting to moisture to form a durable elastic rubber seal.



Bostik S551 Roof 'N' Seal Gutter

Bostik S551 Roof 'N' Seal Gutter is single component, low modulus, neutral curing silicone that provides excellent adhesion to many common substrates especially all roofing and gutter substrates.



Bostik PU Construction

Bostik PU Construction Sealant is a one-component, medium-modulus polyurethane sealant that cures on exposure to atmospheric humidity.



Fireban Acrylic

Bostik Fireban Acrylic is a single component, non-sag, fire rated acrylic based gunnable sealant. A general purpose product for construction joints and the sealing of service penetrations in plasterboard, concrete floors and masonry wall constructions.



Fireban One

Bostik Fireban One is a fire rated intumescent, low modulus, one component, Class-A polyurethane sealant. When cured it will form a tough, flexible fire rated seal capable of cyclic expansion and compression movement of 50% (25%) of the original installed joint width.

WATERPROOFING

Boscocem Slurry

Boscocem Slurry is a cement-based two-component acrylic reactive polymer modified waterproofed coating. Boscocem Slurry is highly effective for positive side waterproofing



Boscoflex

Boscoflex is a two-component polymer modified liquid applied flexible cementitious waterproof coating. The two components are simply mixed together to create a workable consistency for easy application. It has superior adhesion to many substrates, including concrete and cement render.



Boscoseal PUX

Boscoseal PUX is an elastomeric liquid applied hybrid PU styrene acrylic dispersion based waterproof coating formulated to give a long-lasting, maintenance free and superior waterproofing coating protection for concrete substrates.





Pacific Islands International is a leading exporter for Steel materials into the Pacific islands, shipping directly from reputable Steel mills to your nearest Port at competitive prices. PII can source & supply all of your Steel requirements including:



REINFORCED STEEL

Reinforcing Bar and Mesh Manufactured to **AS/NZS 4671: 2019**

Deformed Rebar

Pacific Steel supplies a complete range of Deformed Reinforcing Bar, also known as Rebar, in D500N Standard Grade N & D500E Seismic Grade. Common uses include columns, prefabricated beams, precast products and cages. It is popular with both residential and industrial applications. All Deformed Reinforcement Bars supplied comply with Australian Quality Standard AS/NZS 4671: 2019 Steel Reinforcing Materials. Associated Australian Standards include:

Each bar is available from 10mm to 36mm diameters. Stock lengths range from 6m to 12m. We are able to fabricate, cut and bend, Deformed Rebars to match your unique requirements



Reinforcing Mesh

Reinforcing Mesh is utilised for walls and concrete floor slabs, it is a reinforcement product that is fabricated from D500L grade ribbed wires and is ideal when additional strength is required for a chosen direction. Common uses can include warehouses, precast concrete sections, shed slabs, pavement areas, patio slabs and residential/commercial driveways.



Round Bar

Pacific Steel Round Bar products are suitable for residential and non-residential construction, mining infrastructure, transport and manufacturing.

Sizes range from 6mm diameter to 39mm diameter.



Universal Beams & Columns

Pacific Steel can supply a full range of Universal Beams & Columns, they are available in a wide range of sizes and thicknesses. The shape provides superior structural support, making it an ideal product for frames and braces used for machinery, enclosure, vehicle, building and structural support application.




Pipes and Hollow Sections

Pacific Steel can supply a full range of Circular Hollow Sections (CHS), Rectangular Hollow Sections (RHS) and Square Hollow Sections (SHS). These are manufactured to meet a wide range of specifications, including AS/NZS 1136, ASTM A36, JIS G 3302 in grades of S275JR, C350 and SS400.



Wire Products

Pacific Steel can supply a full range of Wire Products, including PC Wire and Strand, Fencing, Galvanised and PVC Coated Wire..





Sisalation is an effective thermal insulation material because of the high reflectivity and low emissivity of its aluminium foil surfaces. It provides an effective barrier against moisture, vapours, wind, heat and dust penetration when overlapped.

How Does Foil Insulation Work?

Sisalation, and other types of foil insulation are extremely effective in reducing the transfer of heat. This helps keep you warmer in winter and cooler in summer. While bulk insulation works by slowing the heat transfer through the insulating material, foil insulation like Sisalation use their reflective surface to stop radiant heat.

Paper Foil Sisalation

Foil Sisalation is available in both single-sided and double-sided with either an aluminium foil and/or aluminium film. High quality kraft paper is customized with the reinforcement of polyester yarn, and glass fibre scrim and can be tailored to the specific application and specification. Tac-Foil and Meta-Foil can be laminated with other types of insulation materials such as glass wool, rock wool and others.

- Single Sided
- Double Sided
- Fire Rated
- 1.24m x 60m
- 1.24m x 50m



Bubble Foil

Bubble Foil is available both single-sided and double-sided and provides excellent insulation properties due to the air trapped within the individual bubbles. It significantly increases the effectiveness of the thermal barrier to radiation heat sources with resistance to convection and conduction. In addition, Air-Tac bubble foil provides sound insulation as an added advantage.

- Single Sided
- Double Sided
- 1.22m x 30m
- 1.22m x 40m



Foam Foil

XPE Foam Foil is designed for thermal, sound insulation, suitable in the building and construction field where thermal insulation, moisture resistance, sound and vibration are critical. XPE Foam Foil as a reflective insulation under all types of roof coverings in commercial, industrial and residential buildings. It is also suitable for duct insulation, tubular pipe and raised floor.

- Single Sided
- Double Sided
- 1.24m x 30m





Builders Film (Visqueen)

Pacific builders film provides a barrier against vapour rising through the air of the soil and otherwise condensing in the slab or being trapped under impermeable floor coverings. The film is flexible and breathable and can be laid under concrete slabs, or as a damp-proof membrane under tiles. If used to protect your concrete slab it's best to leave the film on for at least 12 months after the slab has been laid. An aggressive adhesive tape should be applied to all joints and penetrations in the barrier to ensure it's water-tight.

- Underlay for concrete floors, damp proof membrane, water barriers, roofing
- Vapour barrier preventing concrete used for the screed from drying too quickly
- Film prevents moisture from passing through concrete floors

Sizes available:

- 100UM x 2M x 50M
- 125UM x 2M x 50M
- 150UM x 2M x 50M
- 200UM x 2M x 50M

- 100UM x 4M x 50M
- 125UM x 4M x 50M
- 150UM x 4M x 50M
- 200UM x 4M x 50M



Colours available:

Black

Clear


Orange

Yellow

Blue



Custom sizes and colors available upon request.





For over a century, Claytan has been manufacturing and supplying the highest quality ceramicware to connoisseurs around the world. Our brand is built on the three pillars of purity, durability, and trust.

Claytan Sina Suite

Modern Toilet Suite with a Dual Flush Cistern

The Sina Suite Contains;

- Sina Pan in
- S Trap for through floor installation
- P Trap for through wall installation
- Modern Hygienic Toilet Seat
- WELS 4 Star 6/3L Dual Flush Cistern



S-Trap

P-Trap

Claytan Sina Pan

Modern Heavy Duty Toilet Pan

- Premium Vitreous China
- Water Efficient Design
- Suitable for Residential and Commercial
- Durable
- Available in
- S Trap for through floor installation
- P Trap for through wall installation



S-Trap

P-Trap





VANITY BASIN



Lynx



SEMI RECESSED BASIN



Fiona



Quantum

TOILET SEATS



Light Duty



Heavy Duty Soft Close

WALL BASIN



Neptune



Carina



Jasmine



Neon

TOILET SUITES

Venus Wall Faced Toilet Suite

- 4.5 / 3L Water Saving Dual Flush Mechanism
- Rimless Washdown
- Wall Faced, Close Coupled
- Available in S or P trap

Neptune CC Toilet Suite

- 4.5 / 3L Water Saving Dual Flush Mechanism
- Rimless Washdown
- Close Coupled
- Available in S or P trap



Venus



Neptune



We offer HDPE (High-Density Polyethylene) and PPR (Polypropylene Random) piping and pipeline solutions for water supply, biogas, cable protection, mining, high-end irrigation, and industrial application. All our products are certified and approved by SIRIM, SPAN, with MS 1058, EN 12201, EN 1555, ISO 4427, and ISO 17885 certifications.

Male Threaded Adaptor



	1/2"	3/4"	1"	1-1/4"	1-1/2"	2"	2-1/2"	3"	4"
20mm	Available	Available							
25mm	Available	Available	Available						
32mm	Available	Available	Available	Available					
40mm		Available	Available	Available	Available				
50mm			Available	Available	Available	Available			
63mm				Available	Available	Available			
75mm					Available	Available	Available		
90mm								Available	
110mm									Available

Female Threaded Adaptor



	1/2"	3/4"	1"	1-1/4"	1-1/2"	2"	2-1/2"	3"	4"
20mm	Available	Available							
25mm	Available	Available	Available						
32mm		Available	Available	Available					
40mm			Available	Available	Available				
50mm				Available	Available	Available			
63mm					Available	Available			
75mm						Available	Available		
90mm								Available	
110mm									Available

Male Tee



	1/2"	3/4"	1"	1-1/4"	1-1/2"	2"	2-1/2"	3"	4"
20mm	Available	Available							
25mm	Available	Available	Available						
32mm		Available	Available	Available					
40mm			Available	Available	Available				
50mm				Available	Available	Available			
63mm					Available	Available			
75mm						Available	Available		
90mm								Available	
110mm									Available

Female Tee



	1/2"	3/4"	1"	1-1/4"	1-1/2"	2"	2-1/2"	3"	4"
20mm	Available	Available							
25mm	Available	Available	Available						
32mm		Available	Available	Available					
40mm			Available	Available	Available				
50mm				Available	Available	Available			
63mm					Available	Available			
75mm						Available	Available		
90mm								Available	
110mm									Available



Male Elbow



	1/2"	3/4"	1"	1-1/4"	1-1/2"	2"	2-1/2"	3"	4"
20mm	■	■							
25mm	■	■	■						
32mm		■	■	■					
40mm			■	■	■				
50mm				■	■	■			
63mm						■			
75mm						■	■		
90mm								■	
110mm									■

Female Elbow



	1/2"	3/4"	1"	1-1/4"	1-1/2"	2"	2-1/2"	3"	4"
20mm	■	■							
25mm	■	■	■						
32mm		■	■	■					
40mm			■	■	■				
50mm					■	■			
63mm						■			
75mm							■		
90mm								■	
110mm									■

Reducing Tee



	20mm	25mm	32mm	40mm	50mm	63mm	75mm	90mm
25mm	■							
32mm	■	■						
40mm		■	■					
50mm		■	■	■				
63mm			■	■	■			
75mm				■	■	■		
90mm						■	■	
110mm								■

Reducing Coupler



	20mm	25mm	32mm	40mm	50mm	63mm	75mm	90mm
25mm	■							
32mm	■	■						
40mm		■	■					
50mm		■	■	■				
63mm			■	■	■			
75mm				■	■	■		
90mm						■	■	
110mm								■

End Cap

20mm	■
25mm	■
32mm	■
40mm	■
50mm	■
63mm	■
75mm	■
90mm	■
110mm	■



Equal Tee

20mm	■
25mm	■
32mm	■
40mm	■
50mm	■
63mm	■
75mm	■
90mm	■
110mm	■



Equal Elbow

20mm	■
25mm	■
32mm	■
40mm	■
50mm	■
63mm	■
75mm	■
90mm	■
110mm	■



Straight Coupler

20mm	■
25mm	■
32mm	■
40mm	■
50mm	■
63mm	■
75mm	■
90mm	■
110mm	■





QUALITY. GUARANTEED.

MML tiles grace the walls and floors of residential homes and commercial spaces in over 80 countries around the world. Over the years, the brand has received nods for a number of prestigious architectural projects.

It's time to celebrate new spaces by transforming the mundane into a new dimension. Where every size of tile we have is made with extraordinary attention to detail. Large, medium or small, whatever your size preference is, the winning look is just a tile away.

CASTLE


Drawing its inspiration from the monochrome finishing of soft cement surfaces, CASTLE provides the ideal canvas to create a modern and minimalistic space. The understated facade of CASTLE comes in four basic colours of white, brown, light grey and dark grey.



TIMBERTECH

Wield the power of wood with TIMBER TECH by MML. From warm brown and gentle ash to iridescent ivory and compelling charcoal tones – this range delivers versatility and comfort in just the right colour, texture, and finish to capture that perfect mood.





BLUSTONE

Indulge in timeless surfaces, and neutral shades of browns and greys with BLUSTONE tiles by MML, reminiscent of the natural smoothness of stone, to beautifully adorn every space.



SAYLEE

Natural stone interior look reaches new heights with the speckled stone elegance of SAYLEE. In shades of white, cream and greys, SAYLEE is the 6th of the 7 mashable tile series from the MML® STYLE MAKER collection. Getting that classic look, or that minimalist look, or that modern look for your home or work spaces is a simple with MML® STYLE MAKER's easy tile combinations.



SANCTUARY

A harmonious blend to all spaces, the clean and sleek SANCTUARY tiles by MML, offers a charming selection of glossy sheen, smooth waves and delicate lines to grace your walls. Dazzle your crowd with SANCTUARY, radiating in an understated sense of sophistication.



ALISTA

Designed for the minimalist who would like to infuse a touch nature into their surroundings, ALISTA introduces three different concepts of minimalism - Contemporary Minimalism, Natural Minimalism, Weathered Minimalism.

COSMO

The COSMO collection adorns your spaces with the well-loved mosaic design of Terrazzo, minus the colourful chips of conventional Terrazzo. Adding a delightful hint of nostalgia to your ambiances with a modern achromatic finish, COSMO is rich in design yet pleasing in neutral hues of white and greys.



SKINROCK[®]


created in switzerland

Skinrock is a natural stone, slate or quartz panel, used for decorative applications.



Skinrock consists of a split-off layer of natural slate or quartzite and a polyester backing with glass fiber for strength and to ensure dimensional stability. The natural stone with its natural colours makes every square inch a one of its kind.


This opens up new, unlimited opportunities on almost all surfaces. Available in 17 different decors, in natural slate and quartzite, elegant silver tones to



green, grey and black shades.

Sinrock sheets are extremely lightweight and can be installed on almost any surface. This opens up new, unlimited opportunities to create the ambiance of natural stone on drywall, wood, metal, fiberglass, ceramic and concrete. We currently offer 17 different versions in natural slate and quartzite ranging from elegant silver tones to green, grey and black shades.





PVC FLOORING

Our PVC Flooring covers come in 2 selections. Our Best Selling product, the PVC Floor Covering, will make a room space look excellent effortlessly. The PVC Foam Floor Covering does the same with the added function as an insulator for adaptation to seasonal countries. These Floorings provide an easy to maintain surface for today's hectic lifestyle and come in assorted designs to match any room space's interior designs.






Acrylic is a transparent plastic material with outstanding strength, stiffness, and optical clarity. Acrylic sheet is easy to fabricate, bonds well with adhesives and solvents, and is easy to thermoform. It has superior weathering properties compared to many other transparent plastics.

Acrylic sheet exhibits glass-like qualities—clarity, brilliance, and transparency—but at half the weight and many times the impact resistance of glass. From durable signs and skylights, to eye-catching retail store fixtures, displays and shelves, acrylic plastics provide outstanding versatility, durability, and aesthetic qualities.

Acrylic is widely used for:

- Windows
- Splashbacks
- Indoor and outdoor signs
- POP displays and exhibits
- Architectural glazing, skylights
- LED diffusing lighting panels
- Transportation applications
- Brochure holders
- Shelves and retail fixtures



Performance characteristics:

- Strong, stiff, optically clear
- Easy to fabricate, machine, and thermoform
- Easy to solvent bond
- Good dimensional stability
- Good weathering



Over 50 colours available, Including;

Clear / Blue / Green / Yellow / Orange / Red / Pink / Black / White

2400 x 1200 x 2 / 3 / 4.5 / 6mm
 2440 x 1220 x 2 / 3 / 4.5 / 6mm
 2000 x 1000 x 2 / 3 / 4.5 / 6mm
 1820 x 1200 x 2 / 3 / 4.5 / 6mm
 1830 x 1220 x 2 / 3 / 4.5 / 6mm
 1000 x 500 x 2 / 3 / 4.5 / 6mm



Custom sizes and colors available upon request.



MATRIX KITCHEN BENCHTOPS



An exclusive high pressure laminate worktop which is designed to fit your home and living comfort. With the extraordinary profile and contour that is natural, it is the ideal durable element which features style, substance and quality.

- Economical
- Water Resistant
- Stain Resistant
- Scratch Resistant
- Easy to Maintain
- Easy to clean
- Easy to Install
- Durable
- Modern Look



DESIDERIA



CARALINA



CINDE SAWCUT



NICE OAK



GESSO LINI




ARTISIAN OAK




SOFT WOODLINE




AXIS IVORY



CARRARA



PALATINO



POLAR WHITE



EBONY BLACK



SOMERSTONE



FRENCH STONE



ANDO CEMENT



IRON STONE



SMOKEY QUARTZ



PHANTOM QUARTZ





Pacific Islands International is a leading furniture wholesaler and can supply great quality, affordable furniture for all requirements.

EVERYDAY LIVING IDEAS

A furniture range designed with simplicity in mind giving you more ideas to make everyday living easier.

LIVING ROOM

- Sofa
- Tv Unit
- Occasional Table

CHILDRENS FURNITURE

- Baby Cot
- Study Table
- Children's Cabinet

KITCHEN

- Kitchen Cabinet
- Kitchen Rack

DINING ROOM

- Dining Set
- Table
- Chair
- Bench
- Sideboard

BEDROOM

- Bed
- Mattress
- Bedside Table
- Dressing Table
- Wardrobe

HALLWAY

- Storage Cabinet
- Show Cabinet
- Utility Furniture





FLAT PACK FURNITURE

Pacific Furniture can supply high quality Ready-To-Assemble particleboard based furniture to the worldwide markets.

Each product is made ready to assemble, flat-packed individually with user friendly easy to understand instructions and all the needed accessories which are suitable for small and medium living spaces.

- Bedroom Collections
- TV Stands / Entertainment
- Office / Study Table
- Shoe Rack / Cabinet
- Kitchen Cabinet
- Wall Shelf
- Computer Table



Pipee



CHAIRS AND TABLES

Pipee has developed into the leading manufacturer of plastic chairs of all types as well as in other areas of plastic production which are not only just sold in Malaysian market but also exported worldwide. The Pipee brand has become a popular household name worldwide for good quality seating.

Pipee Side Chair

For a high quality breakout chair, without the price tag try the Pipee Stackable Plastic Chair. Featuring a one piece moulded monobloc 100% polypropylene body, comfortable curved back, and stacking capabilities. This chair is sure to suit any environment. The Pipee Stackable Plastic Chair has is built to last.



Pipee Arm Chair

Built to domestic standards, the Pipee Plastics Arm Chair is a dependable, convenient all-weather outdoor chair for areas like your patio, courtyard and veranda, or simply as extra seating for when you are entertaining guests.



Pipee Blow Mould Table

The lightweight design, auto-locking feature, and convenient carry handle make it easy for anyone to set up and takedown. Our tables are UV-protected, will not crack, chip or peel, and are built for indoor and outdoor use. The patented steel frame design provides a sturdy foundation and is protected with a powder-coated, weather-resistant finish.





K-FLEX products and services provide diversified solutions for various market sectors and applications and have over one thousand certifications that guarantee quality, reliability and performance standards for all the clients' specific needs.

K-Flex EC

K-FLEX EC is a multi purpose flexible elastomeric thermal insulation with a built-in vapour barrier and a closed cell structure, this makes K-FLEX insulation a high resistance to water vapour transmission which in turn enable the material to maintain a high level of energy conservation efficiency. K-FLEX EC is a dust and fibre free insulation that make it an ideal product for apartments, commercial buildings, industrial plants, oil & gas industry, marine and offshore applications.

K-FLEX EC is the ideal choice for:

- Refrigeration pipework
- Hot water piping system
- Ducting system
- Large pipe and tanks
- Chilled water piping system
- Drainage system



K-Flex ST

K-FLEX ST is closed cell, flexible elastomeric foam use in thermal and acoustic applications. K-FLEX ST is a Factory Mutual Approved, Class "O" fire rating (based on BS476 Part 6 & 7), Anti-Microbial, Clean room approved insulation without CFCs, HCFs, HCFCs, Formaldehyde, Green Guard Approved, Singapore Green Mark Approved (GBI) and Fiber free. K-FLEX ST insulation is also available with pressure sensitive adhesive and aluminium foil for faster installation process.

K-FLEX ST is the ideal choice for:

- Refrigeration pipework
- Hot water piping system
- Ducting system
- Large pipe and tanks
- Chilled water piping system
- Drainage system






Space (Asia) Sdn. Bhd. specializes in composite roofing and cladding products. We offer quality fibreglass reinforced polyester (FRP) roofing sheets, polycarbonate roofing, acrylic sheets and roofing; and film products (Polycarbonate, Polyester and Polyimide) that are utilized in various industries such as security, building & glazing, signage & display and graphic arts.









Sun-Lite


General Purpose Grade

SUN-LITE Series offers a high quality general purpose sheeting that has been our flagship product for many years. The proven features are backed up by a 10 year performance warranty. Comes in a wide range of profiles, SPACE® SUN-LITE Series is the most popular choice for cost effective skylight and wall cladding applications.



MAIN BENEFITS AND FEATURES

-  Protects against degradation and exposure to harsh chemicals
-  Filters almost 99% of the harmful ultraviolet rays
-  Big savings in energy costs
-  Excellent reflection of solar heat and reducing heat transmission
-  No direct sunlight “shading or spotting effect”
-  Resistant to numerous kinds of chemicals
-  Easy installation and maintenance
-  Long lasting, strong and durable





CENTON



Manufacturer of instant water heaters since 1995, with partners distributing to 25 countries worldwide. The award-winning CENTON Water Heaters are produced from the only eco-friendly certified water heaters in Malaysia.

Elegande Series

Simple and elegant, this minimalistic-designed Instant Water Heater shines beautifully in all discerning bathrooms. Equipped with a variable pulsating jet spray hand set to let you take control of your perfect shower experience.

ELEGANDE SERIES comes with a set of Aqualani 5-Spray Hand Set, to deliver to you adjustable spray heights, directions, modes and functions





Innov Series


Luxury. Style. Innovation. Powerful yet silent with an advanced mechatronic RCD built into the heart of the heating system. The Innov series provides you with sensational shower with maximum luxury.


Innov SERIES comes with a set of Aqualani 5-Spray Hand Set, to deliver to you adjustable spray heights, directions, modes and functions.





- 


Stepless Electronic Control
Allows users to make fine power adjustment to produce desired shower temperature.
- 


Built-in Residual Current Device (RCD)
Automatically Power supply cuts off in the event of current leakage.
- 

Built-in Flow Sensor
Cuts off power in the event water flow is less than the rated flow.
- 

Double Function Thermostat
Protects from the risk of scalding in case of overly high temperature.
- 

Splash Proof Casing
Protection against water jet spray from all possible directions.
- 

Multi-spray Hand Shower
Shower Hand Set selection allows users to select preferred shower spray pattern for optimum shower sensation.
- 

Built-in Voltage Surge Protector
Protects internal electrical circuit from electrical surges and voltage spikes, including those caused by lightning.
- 

Unlimited Capacity Hot Water Supply
Tankless instantaneous water heater technology provides on-demand constant supply of hot water instantly.





Bitumen Class 170 & 320

Paving grade bitumen manufactured to a tighter specification than prescribed in AS 2008 and is suitable for standard sealing and lightly trafficked asphalt applications. Bitumen used in road construction and maintenance are refined and blended to meet strict road engineering requirements and industry specifications. Paving grade bitumen's are categorised according to viscosity (degree of fluidity) gradings.

Class 170 is widely used in sprayed sealing and light asphalt applications to provide durability and fatigue resistance. It is also used to manufacture cutback bitumen, bitumen emulsions and modified bitumen. Class 320 is most commonly used to manufacture asphalt mixes while Class 600 is primarily used to manufacture extra heavy-duty asphalt pavements that need to endure substantial traffic loadings.



Penetration Grade Bitumen

The penetration grades bitumen is refinery bitumen which is produced by different viscosity. In fact, Penetration bitumen is semi hard black material known as petroleum grade bitumen. The penetration test is carried out to characterize the bitumen, based on the hardness. Therefore, it has the name penetration bitumen.





RONDO®



MATRIX
KITCHEN
BENCHTOPS



Pipee



Mick Finn House
1/12 Northern Link Circuit,
Townsville, Qld, 4818 Australia

P +614 7 4412 6800

E sales@pacificislands.com.au

pacificislands.com.au