

China

Product Catalogue



CHINA CONSOLIDATION

PII has used China as one of its main consolidation hubs for the last 25 years, and are the experts in supplying quality building materials from all of China and neighbouring countries.

Services Include:

- Sourcing and Procurement
- Local Transportation
- Container Packing and Consolidation
- Quality Control and Inspection
- Shipment Direct to Your Nearest Port

What is Container Consolidation?

Container consolidation is when multiple smaller shipments are combined into a single larger shipment, generally a full container load (FCL). The practice helps reduce shipping costs and simplify logistics.



This icon will indicate when a product or range of products can be consolidated together.



Contents

Steel	3-6
Nails	7-8
Nail Plates	9-10
Plywood	11-12
Fibrcement	13-14
PVC Joiners	15-16
MDF and Laminate	17
Bathroom Board	18
Stone Tops	19-20
ACP Panels	21
Toilets and Basins	22
Claytan Tapware	23-24
Bathroom Vanities	25-26
PVC DWV Pipe and Fittings	27-30
Britex	31-32
Ceramic Tiles	33-34
Vinyl Flooring	35-36
Shadecloth	37
Flyscreen	38
Glass	39-40
Aluminium	41-42
Armstrong Ceilings	43-44
Rock SG Ceilings	45
Foil Sisalation	46
Furniture	47-50
Promo Gear	51-52



REINFORCING STEEL

Deformed Rebar

Pacific Steel supplies a complete range of Deformed Reinforcing Bar, also known as Rebar. The purpose of the deformations is to provide a better bond between the concrete and the rebar, which improves the overall strength and stability of the structure. It is popular with both residential and industrial applications.

Each bar is available from 10mm to 36mm diameters.
Stock lengths range from 6m to 12m



Reinforcing Mesh

Reinforcing Mesh is utilised for walls and concrete floor slabs, it is a reinforcement product that is fabricated from ribbed wires and is ideal when additional strength is required for a chosen direction. Common uses can include warehouses, precast concrete sections, shed slabs, pavement areas, patio slabs and residential/commercial driveways.



MANUFACTURING WIRE

Hard Drawn Wire

Hard-drawn wire is the most basic and affordable steel wire available. The term "hard-drawn" simply means the steel has been drawn through the die to the desired diameter with no additional processing or tempering. Hard Drawn Wire can come in black or galvanised. Common uses are:

- Nail Manufacturing
- Fencing
- Ribbed Wire



STEEL COIL



GI Coil (Galvanised Iron Coil)

GI Coil is produced by passing the Full Hard sheet which has undergone the acid washing process and rolling process through the zinc pot, thereby applying zinc film to the surface. It has excellent corrosion resistance, paintability, and workability due to Zinc's characteristics. Hot-dip galvanizing is the process of applying a protective zinc coating to a steel sheet or iron sheet, to prevent rusting. Common uses are:

- C & Z Purlins
- Ducting



GL Coil (Galvalume Steel Coil)

GL Coil is produced the same as GI Coil, however Aluminium is added into the galvanising process. Which adds excellent corrosion resistance. With the added protection GL is more suitable for harsh outdoor environments, such as coastal areas. Common uses are:

- Roofing Sheets
- Metal Framing
- Wall Panelling



PPGL Coil (Pre Painted Galvalume Steel Coil)

PPGL is GL Coil with added Paint, available in a huge assortment of colours.

MERCHANT STEEL


Pacific Steel offers a complete range of merchant bar products. This range is crucial to the engineering & fabrication industries. Merchant steel products include:

- Flat Bar
- Equal and Unequal Angles
- Round and Square Bars



PIPE AND HOLLOW SECTIONS

Pacific Steel can supply a full range of Circular Hollow Sections (CHS), Rectangular Hollow Sections (RHS) and Square Hollow Sections (SHS).



STEEL PLATE

Steel plate is a plate of metal, specifically steel, that can be cut and manufactured into a more elaborate product. Steel plates come in a range of thicknesses, and can be manufactured to a length or width that you need, they are typically produced in a smooth or checkered finish.



FENCING & WIRE

Barbed Wire

Is constructed with sharp edges or points arranged at intervals along the strands. Its primary use is the construction of security fences.

Razor Wire is also available.




Tie Wire

One of the most common ways to secure reinforcing bar (rebar) prior to concrete placement. It is used by steel fixers to tie rebar and to secure the reinforcing mesh to bar chairs. Tie wire is also used as a general fastener on construction sites.




Chainlink

A fence made of interlocking metal wires that form a diamond pattern. It is commonly used to enclose outdoor areas such as yards, sports fields, and industrial sites. The wires are attached to metal posts to create a durable and secure barrier. Chainlink fencing is known for its affordability, durability, and ease of installation.



Cocoa Wire

A wire mesh or screen made of stainless steel that is used in the process of making chocolate. It is used to separate cocoa powder and other solid particles from the liquid chocolate during the manufacturing process.



Mesh Fencing


A type of fencing that consists of vertical and horizontal wires. Wires can be interlinked and connected in different ways creating a wide spectrum of designs. The term 'mesh' represents the opening on the fence and the number of openings per linear inch. Common types are;

- Rat Wire Fencing
- Chicken Wire Fencing
- Pig Fencing



Galvanised G4/G5 Mesh

A type of wire mesh that is made from galvanized steel wire. The G4/5 designation refers to the wire's thickness, which is 4 or 5mm. This type of wire mesh is often used in construction, industrial, and agricultural applications. Its thickness makes it sturdy and durable, able to withstand heavy loads and resist corrosion.





Star Pickets

Also known as steel fence posts or Y-posts, are pointed metal stakes that are used to support fencing. The other end of the post has a series of small projections, or "stars," which are used to attach fencing wire or other materials to the post.



Expanded Mesh

A type of metal mesh that is made by cutting and stretching a flat metal sheet. This process creates a lightweight, strong and durable mesh that can be used for a variety of purposes.



Gabion Baskets


Wire mesh containers filled with rock, concrete, or other materials. They are often used in construction, landscaping, and civil engineering projects. Gabion baskets are typically made of a wire mesh, such as galvanized steel or PVC-coated steel.



SECURITY FENCING


Temporary Fencing

Whether you're looking to secure a construction site, control crowds at a special event, or create a safe perimeter for a temporary work zone, temp fencing can provide the protection and security you need. Temp fencing is easy to install and remove, and can be customized to meet your specific requirements.



Palisade Fencing

With its distinctive "W" shape profile, palisade fencing offers a high level of security while also being an attractive and stylish addition to any property. Made from strong and durable materials, palisade fencing can withstand harsh weather conditions and resist impact and corrosion, making it ideal for use in industrial, commercial, and residential settings.




Speartop Fencing

Its unique spear-shaped pickets give it a distinctive look that is both timeless and modern. Made from durable materials, Speartop fencing can withstand harsh weather conditions and resist impact, making it ideal for use in a variety of settings, including residential, commercial, and industrial properties



358 Security Fencing

A heavy-duty fencing option that offers a high level of security for industrial and commercial properties, as well as high-security facilities like prisons and military bases. Its small mesh size and thick gauge wire make it extremely difficult to cut or climb, making it an ideal choice for areas that require a high level of security.



PACIFIC NAILS



Elevate your construction projects with our high-performance construction nails. Designed to provide unbeatable strength and durability, our nails are the ideal choice for any job, big or small. With a wide selection of sizes and finishes to choose from, you can easily find the perfect match for your project needs. Say goodbye to flimsy, unreliable nails and hello to our top-quality construction nails. Invest in the best and build with confidence.

Jolt Head Nails

A type of nail that has a distinctive, slightly rounded head and is used in construction applications. The rounded shape of the head helps to prevent the nail from splitting the material it is being driven into, making it a popular choice for use in applications where a strong, secure hold is required. Jolt head nails are commonly used for wood framing, roof decking, and other similar construction tasks.

Available in 1/2 / 2.5 / 3 / 3.25 / 3.5 / 4 / 6"

Finish - Polished, Electro Galvanized or Hot-Dipped Galvanized



Flat Head Nails

A type of fastener with a flat head and a cylindrical shaft. The flat head allows for a flush finish when the nail is driven into wood or another material, making it a popular choice for use in applications where a smooth surface is desired. Flat head nails are commonly used in construction, furniture-making, and other woodworking projects where a flush finish is desired. They come in a variety of sizes and finishes, making them suitable for a wide range of applications.

Available in 0.5 / 1 / 2 / 2.5 / 3 / 3.25 / 3.5 / 4 / 6"

Finish - Polished, Electro Galvanized or Hot-Dipped Galvanized





Roofing Nails

A type of nail specifically designed for use in roofing applications. It is characterized by a large, thick head and a long, smooth shank. The large head helps to secure roofing materials, such as shingles or tiles, in place and prevent them from slipping, while the smooth shank minimizes the chances of the roofing material being damaged during installation.

Available with Twisted Shanks, Rubber Washers and Dome Heads

Available in 3 / 4 / 6"

Finish - Hot-Dipped Galvanized



Concrete Nails

Specially designed fasteners that are used to attach materials to concrete surfaces. They are made of hardened steel and have a sharp point and a fluted shank that helps to anchor the nail securely into concrete. They are commonly used in construction, masonry, and other applications that involve attaching items to concrete surfaces.

Available in 0.5 - 10"

Finish - Hot-Dipped Galvanized



Staple Nails

A type of fastener that resemble staples and are used to attach materials to wood, particle board, or other similar surfaces. They have a U-shaped or staple-like design that allows them to be easily driven into wood or other materials. Staple nails are commonly used in a variety of applications, including upholstery work, carpentry, and DIY projects, where they are used to secure fabric, carpet, or other materials to wood surfaces.

Available in 3 / 4 - 2"

Finish - Electro Galvanized



PACIFIC NAIL PLATES



Nail Plates

Flat strips of galvanised steel which have been punched to create multiple small prongs on one side. These are hammered into the surface of adjacent pieces of timber to hold them together. They are widely used in framed structures and in the prefabrication of structural elements such as trusses.

Material: Galvanized Steel SGH340 + Z275

Available in Multiple Sizes

50 / 75 / 100 / 150 / 200mm x 75 / 100 / 125 / 150 / 175 / 200 / 250mm

34 / 68 / 102 / 136mm x 120 / 180 / 240 / 300 / 360 / 420 / 480mm and 15M

75 / 100mm x 10 / 15M

Custom sizes on request



Nail On Plates

Flat strips of galvanised steel which have multiple holes drilled into each piece. These are used to nail into the surface of adjacent pieces of timber or steel to hold them together. They are widely used in framed structures and in the prefabrication of structural elements such as trusses.

Material: Galvanized Steel SGH340 + Z275

Available in Multiple Sizes

40 / 60 / 80 / 100mm x 80 / 120 / 160 / 200 / 240 / 300mm and 1200mm



Angle Brackets

Ideal for high-quality load-bearing wood/wood and wood/concrete connections in timber construction. Universally suitable for standard connections such as intersecting timbers.

Material: Galvanized Steel SGH340 + Z275

Available in Multiple Sizes





Strap Braces

Used for fixing ceiling joists to hanging beams, rafters to beams, and floor joists to bearers.

Material: Galvanized Steel SGH340 + Z275
Thickness: 0.8 / 1.0 / 1.2 / 2mm
15 / 25 / 32 / 40mm x 10 / 15 / 20 / 30 / 50m



Post Anchors

One of the best ways to secure a wood post in the ground. They help prevent your wood post from premature rot that can occur with direct burial in the ground.

Material: Galvanized Steel SGH340 + Z275
Available in Multiple Sizes



Mesh / Rebar Chairs and Caps

Bar Chairs are used to set the reinforcing bar and mesh to the correct position within the concrete cover. Ideal for use in applications including polystyrene pod slabs, slab-on-ground and swimming pools.

Rebar caps are made to fit all sizes of rebar and can be used to comply with local codes for Construction Safety. These plastic caps are placed on the end of rebar and blunt the rebar to prevent a falling worker from being impaled on the exposed rebar.





Plywood is a versatile and durable building material made from thin layers of wood veneer, glued together under pressure. It is strong and stable, making it ideal for construction, furniture making, and DIY projects. Whether you're building a new home, a bookshelf, or a craft project, plywood is the perfect choice for your needs. With its smooth surface and uniform thickness, it is easy to work with, and it is available in a variety of grades and sizes to suit any budget.

Common Ply

When looking for a quality 'Interior Grade' Plywood, look no further than Pacific Common Grade Plywood. Common Grade is made up of a full length Poplar Core, moisture resistant glue and B/C grade Bintangow face/back veneer. Suitable for most Internal applications where exposure to outside elements is limited.

Builders Grade

The ONLY choice when it comes to general purpose Plywood! Pacific 'Builders Grade' Plywood is comprised of a Poplar Core, Exterior Grade Glue and is available in a selection of B/C Grade veneers including Okoume, Bintangow, Birch and Kaori. This grade is offered as the next step up from 'Common Grade' and is suitable for most general purpose Interior & Exterior applications.

Hardwood

Pacific 'Hardwood' Plywood is the premier choice of genuine Hardwood Plywood available in the Pacific region. Comprised of a Mixed Tropical Hardwood full length Core and Exterior Grade glue, Pacific 'Hardwood' Plywood is made with only quality and durability in mind.

Marine Grade


Pacific 'Marine Grade' Plywood is manufactured and complies with BS1088 Standard. Our Marine Grade is available with & without BS1088 certification depending on your requirement. Comprised of a full length Hardwood Core, WBP Phenolic Glue, Okoume Veneer both sides Pacific 'Marine Grade' Plywood is perfectly suited for most Marine applications



Birch



Mahogany



Bintangow



Okoume

Form Ply

Form Ply by Pacific Plywood fulfills your basic formwork needs - suitable for 1-3 uses. Comprised of a softwood core, black film and Exterior Grade Glue, Form Ply is a competitively priced reliable option for basic applications.

Form Ply Plus

When looking for a higher grade, more re-useable Form Ply, look no further than Pacific Plywood's Form Ply Plus. This grade is re-useable up to 10-12 times with a Brown Dynea Film, Hardwood Core and WBP Phenolic Glue and can withstand harsh environments.





Our premium fibre cement panels are an excellent external cladding option that is durable, flexible, natural, energy efficient & maintenance free.

Our fibre cement cladding component consists of a unique finish, due to a raw material construction that can be incorporated into any building design.

These high-density fibre cement panels provide design flexibility with a range of sizes, colours, textures and finishes that can also be perforated. A variety of finishes provides complete exterior style versatility with a range of textured fibre cement sheeting options.

DECORATIVE FIBER CEMENT BOARDS


3000 x 600 x 16mm

Custom sizes and colors available upon request.

Decorative Fibro



BrickBoard



TileBoard



TimberBoard





PVC PLANK JOINERS

Plank Smooth Joiners

A smooth PVC extrusion used to join Fibro Planks
230 / 300mm
25pcs/Bag



Plank Woodgrain Joiners

A Woodgrain PVC extrusion used to join Fibro Planks
230 / 300m
25pcs/Bag



PVC BOARD JOINERS

PVC Straight Joiner (Divisional Mould / H Joiner)

A smooth PVC extrusion used to join sheets.
4.5mm x 2400 / 2700 / 3000mm
6mm x 2400 / 2700 / 3000mm
10mm x 2400 / 2700 / 3000mm
13mm x 2400 / 2700 / 3000mm



PVC External Corner (Divisional Mould External)

A smooth PVC extrusion, to be used with sheets at external corner junctions to conceal the sheet edge.
4.5mm x 2400 / 2700 / 3000mm
6mm x 2400 / 2700 / 3000mm
10mm x 2400 / 2700 / 3000mm
13mm x 2400 / 2700 / 3000mm





PVC Internal Corner (Divisional Mould Internal)

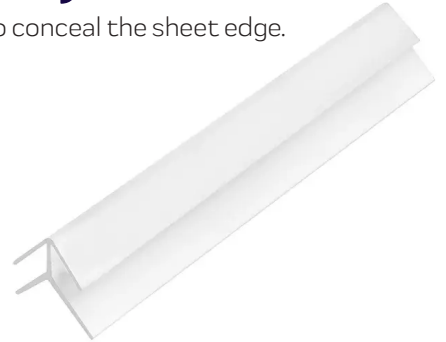
A smooth PVC extrusion, to be used with sheets at internal corner junctions to conceal the sheet edge.

4.5mm x 2400 / 2700 / 3000mm

6mm x 2400 / 2700 / 3000mm

10mm x 2400 / 2700 / 3000mm

13mm x 2400 / 2700 / 3000mm



PVC End Caps (Cap Mould)

A PVC extrusion used to finish sheet edges.

3mm x 2400 / 2700 / 3000mm

4.5mm x 2400 / 2700 / 3000mm

6mm x 2400 / 2700 / 3000mm

10mm x 2400 / 2700 / 3000mm

13mm x 2400 / 2700 / 3000mm

16mm x 2400 / 2700 / 3000mm



GALVANISED PLANK STUD CLIPS

A galvanised metal stud clip to be used with Fibro Planks.

100 pcs / carton.



ALUMINIUM CORNER

Aluminium Internal Corner 230mm

A ready to paint aluminium corner soaker, to be used with Fibro Planks at external corner junctions to conceal the board edge.



Aluminium External Corner 230mm

A ready to paint aluminium corner soaker, to be used with Fibro Planks at external corner junctions to conceal the board edge.



The Pacific Panel range of decorative melamine and laminates has been developed for the Pacific Islands. Both beautiful and practical, our high-quality panelling gives the perfect finish to kitchens, bathrooms, laundries and wardrobes. With 1000+ colours and finishes to choose from, we can help you to create the desired look.

MEDIUM DENSITY FIBERBOARD (MDF)

Raw MDF

A panel product made from wood fibers, wax, and resin. It is a uniform and dense panel that is often used as a base material for furniture, cabinetry, and other interior design applications. Raw MDF has a smooth surface and can be cut, drilled, and shaped easily.
Common Sizes 2400 x 1200 / 2440 x 1220 / 3600 x 1800 / 3660 x 1830
Thickness 3-30mm



White Carcass MDF

A high quality medium density fibreboard with a white melamine surface bonded to both sides. The melamine surface is non-porous and hardwearing making it ideal for cabinetry. And it makes building cabinetry fast and easy. As the board is pre-decorated, all you do is cut, drill and edge it.
Common Sizes 2400 x 1200 / 2440 x 1220 / 3600 x 1800 / 3660 x 1830
Thickness 16/18mm



Melamine MDF

A type of composite material made by bonding melamine resin and paper to medium-density fiberboard (MDF). It is a popular choice for furniture, cabinetry, and other interior design applications due to its durability, resistance to moisture, and versatility in terms of finish options.
Common Sizes 2400 x 1200 / 2440 x 1220 / 3600 x 1800 / 3660 x 1830
Thickness 3-35mm



LAMINATE

High Pressure Laminate (HPL), is a versatile, robust and hygienic surface, highly resistant to moisture, impacts, stains, scratches, etc. Suitable for covering vertical surfaces (doors, wall panels) as well as horizontal surfaces (benchtops, furniture). It is available in a wide range of solid colours, pattern decors and woodgrains to suit any residential or commercial project.
Common Sizes 2400 x 1200 / 2440 x 1220 / 3600 x 1800 / 3660 x 1830
Thickness 0.8/1mm





PACIFIC
PLUMBING



BATHROOM BOARD

Wet Area Bathroom Board is a type of building material designed for use in moisture-rich environments, such as bathrooms, showers, and other areas where water exposure is likely. It is typically made of a moisture-resistant material such as waterproof gypsum board or a waterproof composite material, and is used as a substitute for traditional drywall in these wet areas. The goal is to prevent the growth of mold and mildew, which can be a problem in areas with high humidity.

Colours Available:

White

Purple

Speckled Satin

Off White

Sky Blue

Universe Grain

Grey White

Dark Blue

Grey Marble

Light Pink

Red

Quantum Marble

Pink

Yellow

Dark Side

Finish Gloss / Matt

Common Sizes 2400 x 1200 / 2440 x 1220

Thickness 3mm





Elevate your kitchen with Quartz Stone Kitchen Tops. Stunning aesthetics meet unparalleled durability, creating a surface that resists scratches, stains, and heat. Easy to clean and hygienic, these tops make maintenance a breeze. Transform your space into a masterpiece of elegance and functionality with Quartz Stone Kitchen Tops.

QUARTZ STONE TOPS

- Modern
- Hygienic
- Easy to Clean
- Non-porous
- High Resistance to Staining
- High Scratch & Chip Resistance
- High Chemical Resistance
- High Abrasion Resistance
- High Flexural Strength

Size: 3200 x 1600 x 20mm

Custom sizes and colours available upon request.

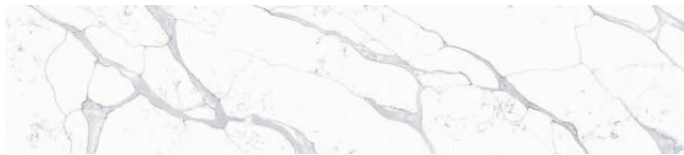
Calacatta Series



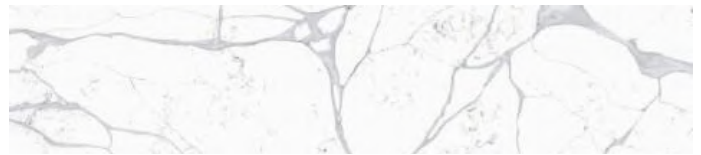
Crack Gold



Laza



Newborough



River



Gold




Crack



Gandria



Luna



Mist



White



Gold River

Pacific Series



Alaska White



Oriental White




Ice Lotus




Frozen




Provence



Bianco Marble




Verona




Pinpoint




London Grey




Waterfall




Polychrome Boulder



Moire Symphony



Super White



Pure Beige



Pure Grey



Pure Black



Gris Striae



ALUMINIUM COMPOSITE PANEL

Exterior Wall Panels

Our PVDF plus aluminum composite panels (ACP/ACM) is exclusively made for exterior wall cladding. Its excellent property comes from the front coating and its outstanding durability.

Common Sizes 3000 x 1500 / 1250 / 1000mm
3660 / 2440 x 1220mm
Thickness 4mm



A2 Fireproof Panels

A2 Fireproof Aluminum Composite Panel is available Polyester coating or PVDF coating. Can be used for interior or exterior wall decoration. The key property of retardant or non combustible comes from the mineral core.

Common Sizes 3000 x 1500 / 1250 / 1000mm
3660 / 2440 x 1220mm
Thickness 4mm



Signage Composite Panels

Signage Aluminum Composite Panel uses special paints with high gloss and high flatness. High impact strength suitable for Signage industry application. SCP series composite panels can be used for digital printing or silk screen printing with the 3D printing machinery.

Common Sizes 3000 x 1500 / 1250 / 1000mm
3660 / 2440 x 1220mm
Thickness 4mm





PACIFIC PLUMBING



TOILETS

We specialise in the production and export of bathroom ceramics sanitary ware, namely toilets and basins. We are experienced in the fine production management, strict quality control, considerate after-sales service, as well as the professional customized-product development. We are particularly proficient in the Watermark and Wels certified toilet.



CJ Toilet Suite



KB Toilet Suite



CH Rimless CC Toilet Suite



AT Rimless CC Toilet Suite



AF Toilet Suite



LJ Black Toilet Suite

BASINS

There are many different styles and materials of bathroom sinks to choose from to give your bathroom a unique design. Modern bathroom sinks can be made of ceramic or porcelain, including finishes like black bathroom sinks, as well as stone bathroom sinks and glass bathroom sinks.



AD Round Basin



AC Round Basin



SR Rectangular Basin



CLAYTAN
A U S T R A L I A



For over a century, Claytan has been manufacturing and supplying the highest quality ceramicware to connoisseurs around the world. Our brand is built on the three pillars of purity, durability, and trust.

NEPTUNE II TAPWARE

Neptune II tapware collection is designed from an appreciation of urban style and sustainability. The ambitious vision for its unique and innovative lines has been realised in a flawless union of form and function. The premium quality aerators ensure the range delivers a consistent flow of water under a range of water pressures.



Basin Mixer



Tower Basin Mixer



Sink Mixer



Bath / Shower Mixer



Bath / Shower Mixer



Bath Spout



Shower Head



Shower System



Shower Rail





home.



PACIFIC PLUMBING

Pacific Plumbing focuses on the production of bathroom furniture including cabinets, basins and mirror cabinets. Its products in accordance with the surface material are classified in melamine, painting, veneer and thermal foil.

BATHROOM VANITIES

Wall Mounted Bathroom Vanity Cabinet with Ceramic Top Basin



450mm

600mm

900mm

Floor Standing Bathroom Vanity Cabinet with Ceramic Top Basin




450mm

600mm

900mm



Mirror Cabinets



450mm

600mm

900mm

Laundry Cabinets



400mm

550mm





PVC DWV PIPE AND FITTINGS

Pacific Plumbing's PVC Drain Waste & Vent (DWV) non-pressure pipe and fittings system, is one of the most comprehensive on the market with a full range from 40mm to 225mm in diameter.

DWV PVC Pipe is used for transferring all types of water through a channel underground. It is widely used as the preferred pipe for sewer applications. Ease of handling and installation, along with strength and corrosion resistance are key reasons for its popularity. DWV, in general, is very durable and resistant to Australian and Pacific conditions.

PVC DWV Pipe

Standard: AS/NZS 1260:2002

Sizes: 40 / 50 / 65 / 80 / 100 / 150 / 225mm

SN Rating: SN4 / SN6 / SN8

Lengths: 3m / 5.8m / 6m



PVC DWV Fittings

Standard: AS/NZS 1260

Sizes: 40 / 50 / 65 / 80 / 100 / 150mm

Bend 15 Deg FF

40 / 50 / 100mm



Bend 45 Deg FF

32 / 40 / 50 / 65 / 80 / 100 / 150mm



Bend 45 Deg MF

40 / 50 / 65 / 80 / 100mm



Bend 90 Deg FF

32 / 40 / 50 / 65 / 80 / 100 / 150mm



Bend 90 Deg MF

40 / 50 / 65 / 100mm



Bend 45 Deg Inspection Opening (IO) FF

50mm



Bend 45 Deg Side Inspection Opening (IO) FF

100mm



Bend 90 Deg Inspection Opening (IO) FF

40 / 50 / 65 / 100mm



Junction 45 Deg FF

32 / 40 / 50 / 65 / 80 / 100mm



Socket Reducer MF

40 x 32mm

50 x 40mm

65 x 40 / 50mm

80 x 40 / 50mm

100 x 40 / 50 / 65 / 80mm

150 x 100mm



Straight Coupling FF

32 / 40 / 50 / 65 / 80 / 100 / 150mm



Four Way Riser

80 x 50 x 40 x 40 x 40mm

100 x 50 x 50 x 40 x 40mm

100 x 50 x 50 x 50 x 40mm



Junction 90 Deg FF

32 / 40 / 50 / 65 / 80 / 100mm



Access Coupling

100 / 150mm



Dust Cap

40 / 50 / 65 / 80 / 100 / 150mm



Level Invert Taper MF

50 x 40mm

65 x 40 / 50mm

80 x 50mm

100 x 50mm / 65mm / 80mm

150 x 100mm



Floor Waste Gully

80 x 50 / 65mm

100 x 50 / 65mm

100mm



Pipe Reducer MF

50 x 40mm

100 x 40 / 50 / 65 / 80mm



Vent Cowl

50 x 40mm

50mm



Floor Drain

100mm Diamond
100mm Square
100mm Round



Shower Plug and Waste

80 x 50mm



Floor Grate Round

50mm
80mm



Finishing Collar and Grate

100mm



Shower Waste

50mm



S&P Trap

40 x 32mm
40mm
50mm



Iron Adaptor M

40 / 50mm



Iron Connector F

40 / 50mm



Iron Adaptor F

40 / 50mm



Iron Connector M

40 / 50mm



Pan Collar

100mm





Britex is internationally recognised as one of the world's most innovative designers and fabricators of stainless steel products, commercial grade plumbing fixtures and architectural fittings.

CERTIFICATION AND STANDARDS



QUALITY ISO

Britex continues to hold the Quality Management Systems ISO9001 accreditation.



WATERMARK

From an overall quality assurance perspective, WaterMark is the most important certification for stainless steel plumbing products.



WELS

WELS provides specifiers with a great insight into the water usage of plumbing fixtures.



AS1428 – Design for Access and Mobility

Britex has a wide range of products that meet the strict design requirements set out in AS1428 – Design for Access and Mobility.

TOILETS

Britex toilets and toilet suites are a high quality, easy to clean and durable option for your facility. Our vandal resistant fixtures are ideal for public toilets, care facilities and correctional institutions, while our smaller toilet pans are perfect for childcare and preschool applications. With a variety of options to choose from, we have a solution to suit your needs.



URINALS

Whether you are designing early education facilities or looking for industrial standard urinals for public amenities, Britex offers a wide range of stainless steel & ceramic urinals, with options to suit a variety of applications.



HAND BASINS

Modern, timeless and versatile, Britex stainless steel wash basins as well as ceramic hand basins are an aesthetically pleasing addition to any bathrooms or space.



TROUGHS

Britex stainless steel troughs are designed for ease of cleaning and added safety, they are commonly found in schools, practical activity education classrooms, hospitals, medical facilities, and other high traffic areas.



COMMERCIAL SINKS

Building a hygienic, practical and reliable washing area in the laboratory, medical, hospitality or other commercial spaces is now easier with Britex stainless steel commercial sinks.



BENCHES AND SHELVING

Made from Grade 304 or Grade 316 acid resistant stainless steel, Britex stainless steel benches and shelves are known to be robust, practical and reliable, easy to maintain yet aesthetically pleasing.





Elevate your living or working space with Pacific Tiles' high-quality flooring solutions that perfectly match your unique style. Our signature tiles are versatile, and perfect for both residential and commercial use. With a wide range of innovative designs, including cove tiles, stone look tiles, shower floor tiles, timber look tiles, commercial tiles, and large floor tiles, we cater to every style and functional need. Choose from our extensive collection of porcelain and ceramic tiles and transform your space into the haven you always imagined.

CERAMIC WALL AND FLOOR TILES

Our ceramic tiles are a versatile and popular choice for many homeowners and designers. Available in a wide range of colors, these tiles provide a simple yet stylish backdrop that can complement any decor style. They are durable and easy to clean, making them a practical choice for high-traffic areas such as kitchens, bathrooms, and entryways.

Sizes Available:

150 x 150mm
200 x 200mm
300 x 300mm
300 x 600mm
600 x 600mm

Features:

- Durable
- Water Resistant
- Scratch Resistant
- Easy to Maintain
- Versatile
- Cost Effective

Custom sizes and colours available upon request.

Plain Solid Colour Series



Patterned Series



Gloss Series



Outdoor Series





Vinyl plank flooring is an affordable and practical flooring solution for any home or commercial property. Durable and easy-care vinyl flooring provides an authentic timber look for a fraction of the price. Vinyl plank flooring has gained popularity due to its affordability, ease of installation, and low maintenance requirements.

Features

- High Performance
- High Quality
- Scratch Resistant
- Comfortable
- Durable
- Versatile
- Easy to Mantain
- Easy to Install
- Cost Effective

MARBLE TILE SERIES

Vinyl Tile 300 x 300 x 2mm

Custom sizes and colours available upon request.



WOOD GRAIN PLANK SERIES

Vinyl Plank 1220 x 230 x 2mm

Custom sizes and colours available upon request.





SHADECLOTH

Shade cloth is a type of material made from woven or knitted high-density polyethylene (HDPE) that is used to provide shade, reduce heat and glare, and protect plants and people from the sun's harmful UV rays. Shade cloth comes in various grades, colors, and densities, which affect the level of sun protection, heat reduction, and airflow.

Shade cloth is commonly used in agriculture, horticulture, and landscaping applications to protect plants from excessive heat and sun damage. It can also be used to provide shade for outdoor living spaces such as patios, decks, and pergolas, as well as for playgrounds, sports fields, and parking lots.

Colours Available:

White

Cream

Blue

Green

Grey

Dark Grey

Black

Sizes Available:

1.83 x 30M

1.83 x 50M


3.66 x 30M

3.66 x 50M



Light / Medium / Heavy Duty Available.

Custom sizes and colors available upon request.





FLYSCREEN

Flyscreen refers to a mesh-like material that is used to cover openings such as doors, windows, and vents to prevent insects and other small animals from entering a building or space while allowing air to flow through. Flyscreens are usually made of materials such as fiberglass, aluminum, stainless steel, or other synthetic materials that are durable and resistant to corrosion and weathering.

Flyscreens can be fixed or removable and can be designed to fit different types of openings. They are commonly used in residential, commercial, and industrial settings to keep insects and pests out while allowing for ventilation and natural light. They are especially useful in areas with high insect populations or in regions where insect-borne diseases are a concern.

Available in Aluminium or Fibreglass

Colours Available:

Light Green

Green

Grey

Black

Sizes Available:

610mm x 2M

610mm x 10M

610mm x 30M

910mm x 2M

910mm x 10M

910mm x 30M

1220mm x 2M

1220mm x 10M

1220mm x 30M

Custom sizes and colors available upon request.






Pacific Glass produces four categories of glass. Louvre glass for your low cost residential needs. Export grade options including Float, Laminated and Toughened. Low-E glass with low radiation and energy Savings. Jumbo sized, multi layer laminated glass.


Float Glass

Is a type of flat, clear glass that is ideal for applications such as windows, mirrors, and other types of glazing. The consistent thickness and optical clarity of float glass make it a popular choice for a range of industries, including construction, architecture, and design.



Laminated Glass

Is a type of safety glass that is composed of two or more layers of glass with a plastic interlayer sandwiched between them. When the glass is shattered, the plastic interlayer helps to prevent the pieces from breaking apart, reducing the risk of injury and damage.




Toughened Glass

Is a type of safety glass that is made by heating and cooling the glass quickly, which makes it stronger and more durable than normal glass. This process gives the glass resistance to breakage and makes it less likely to shatter into sharp, dangerous pieces if it does break. Toughened Glass is commonly used in applications where safety is a concern, such as shower screens, tabletops, and building facades.



Low-E Glass

Is a type of energy-efficient glass that has a thin, transparent coating that reduces the amount of heat transferred through the glass. This helps to keep the heat inside during the winter and outside during the summer, reducing the energy needed for heating and cooling.





Mirror Glass

Is a reflective glass that is coated with a layer of metal, typically silver or aluminum, to produce a reflective surface. The metal coating reflects light, creating an image of what is in front of the mirror. Mirror Glass can be made in a variety of shapes and sizes and is commonly used in bathrooms, dressing rooms, and other areas where people need to see their reflection




Louvre Glass

Bring a touch of sophistication to your home with Louvre Glass. This innovative product combines functionality with style, creating the perfect solution for controlling light, temperature and privacy. With its adjustable blades, you can easily control the amount of natural light entering your home, making it the perfect choice for any room.

Available in 4 / 5 / 6mm

152mm x 610 / 760 / 910mm

Packed into Cardboard Cartons or Wooden Crates



Louvre Frames

Structures used to support louvre glass panels. Louvre frames can be made of a variety of materials, including aluminum, wood, and steel, and are designed to hold the louvre glass in place. The louvre panels can be adjusted to control the amount of light, air or privacy entering a building.

Aluminium PVC Louvre Frame

Aluminium Frame with PVC Clip and Handle

1 / 2 / 3 / 4 / 5 / 6 / 7 / 8 / 9 / 10 / 11 / 12 / 13 / 14 / 15 Blade Systems Available

Galvanised Steel Frame

Galvanised Steel Frame, Clip and Handle

1 / 2 / 3 / 4 / 5 / 6 / 7 / 8 / 9 / 10 / 11 / 12 / 13 / 14 / 15 Blade Systems Available





Pacific Aluminium is an industry leader in manufacturing, designing and supplying aluminium profiles for all architectural, commercial, residential, transport use and many other applications.

Our profiles are recognised within the industry for their durability and flexibility in design and strength.

ALUMINIUM PROFILES

Aluminum extrusions are commonly used in the manufacturing of windows and doors due to their excellent strength-to-weight ratio, durability, and resistance to corrosion. The extrusions can be easily cut and assembled into frames of various sizes and shapes to accommodate different window designs.

Aluminum extrusions can also be coated or anodized to provide additional protection against corrosion and to enhance their appearance. Powder coating is a common method used to provide a durable, long-lasting finish in a wide range of colors and textures. Anodizing creates a hard, protective layer on the surface of the aluminum that can also be colored and provides excellent corrosion resistance.

Available for:

- Windows
- Hinged Doors
- Sliding Doors
- Commercial Glazing
- Shower Screens

- Heavy Duty Aluminium
- High Quality Marine Grade
- Weatherproof
- Outstanding Durability
- Non-Combustible



DIAMOND GRILL SECURITY SCREENS

Diamond Grill Security Screens are a popular and economical solution to provide a physical barrier designed to discourage intruders from your home.

Available for:

Hinged Doors

Sliding Doors

Windows

- Heavy duty aluminium frame
- Welded – no screws or rivets
- Very high security
- Good transparency
- Excellent airflow
- Insect protection
- Corrosion resistant
- Low maintenance



Armstrong®

CEILING SOLUTIONS



Ceiling Solutions that help to transform spaces visually, acoustically & sustainably.

MINERAL FIBRE ACOUSTIC CEILING SYSTEMS

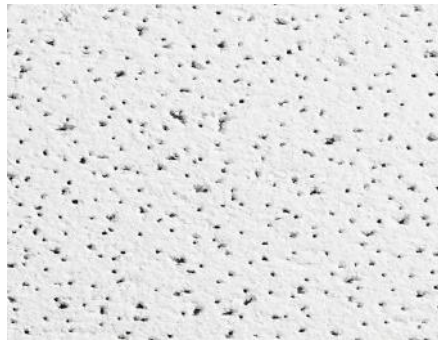
Fine Fissured RH99 & Fine Fissured High NRC RH99

600 x 600 x 16mm

1200 x 600 x 16mm

Available in Square and Tegular Edge

- Cost Effective
- RH99 Humidity Resistant
- High Sound Absorption
- High Light Reflective



Dune / Dune Max

600 x 600 x 16 / 20mm

1200 x 600 x 16 / 20mm

Available in Square and Tegular Edge

- Modern Look
- Fine Texture Surface
- RH99 Humidity Resistant
- High Sound Absorption
- High Light Reflective




Ultima

600 x 600 x 19mm

1200 x 600 x 19mm

Available in Square and Tegular Edge

- Ultimate option in Ceiling Tiles
- Excellent Sound Absorption
- Scratch Resistant Face
- Smooth White Surface



PEAKFORM SUSPENDED CEILING GRID

PeakForm is a comprehensive range of medium duty, roll formed, galvanised steel suspended ceiling grid solutions, designed to meet most commercial design requirements.

PeakForm Prelude XL 24mm

Main Bar 43 x 24 x 3600mm

Cross Tee 30 x 24 x 600mm

Cross Tee 35 x 24 x 1200mm

Wall Angle 36 x 19 x 3600mm



Metal Works Baffles

MetalWorks Ceiling Baffles provide a multitude of linear, open plenum design options – limited only by imagination.

Flexible design options using standard or custom Baffle profiles, finishes, modules and configurations – for the open plenum ceiling.

Benefits

- A multitude of design options using standard or custom profiles, lengths, finishes, modules and configurations, limited only by imagination
- Attractive linear ceiling system that screens the open plenum
- Fast and easy installation
- Durable extruded aluminium Baffle profiles
- Heavy duty U-Profile Suspension Channel
- Extensive range of colour options, including Wood Effects
- Simple “end to end” Baffle connection or terminate with standard End Cap

Typical Applications

- Open plan spaces
- Foyers / lobbies
- Reception areas
- Waiting areas
- Airports / Transport terminals
- Meeting rooms
- Restaurants



ROCK ^{SG}

Ceilings for Professionals

RH99

HARMONY

Mineral Fiber Acoustic Ceiling Tiles

Mineral fibre ceiling panels are a cost effective and attractive finish for the ceilings in an office, commercial or industrial building.



Features

- Wet-formed mineral fiber
 - Excellent sound absorption.
 - Easy to install. Non-directional patterns.
 - Superior Sag Resistance
 - Very Durable
- Color: White

Typical Applications

- Offices/Conference/Meeting rooms
- Schools/Institutions/Libraries/ Reading Rooms
- Hospitals/Clinics/Health Care
- Corridors/Lobbies
- Book Stores/Retail/Shopping Malls
- Light Industries/Canteens

Square Edge

- 600 x 600 x 16mm
- 600 x 1200 x 16mm

Tegular Edge


- 600 x 600 x 16mm
- 600 x 1200 x 16mm

NRC - 0.60

CAC - 33/35db

LR - 0.84

Thermal - R1.7



Acoustic Aesthetic Durable



Sisalation is an effective thermal insulation material because of the high reflectivity and low emissivity of its aluminium foil surfaces. It provides an effective barrier against moisture, vapours, wind, heat and dust penetration when overlapped.

How Does Foil Insulation Work?

Sisalation, and other types of foil insulation are extremely effective in reducing the transfer of heat. This helps keep you warmer in winter and cooler in summer. While bulk insulation works by slowing the heat transfer through the insulating material, foil insulation like Sisalation use their reflective surface to stop radiant heat.

Paper Foil Sisalation

Foil Sisalation is available in both single-sided and double-sided with either an aluminium foil and/or aluminium film. High quality kraft paper is customized with the reinforcement of polyester yarn, and glass fibre scrim and can be tailored to the specific application and specification. Tac-Foil and Meta-Foil can be laminated with other types of insulation materials such as glass wool, rock wool and others.

- Single Sided
- Double Sided
- Fire Rated
- 1.24m x 60m
- 1.24m x 50m



Bubble Foil

Bubble Foil is available both single-sided and double-sided and provides excellent insulation properties due to the air trapped within the individual bubbles. It significantly increases the effectiveness of the thermal barrier to radiation heat sources with resistance to convection and conduction. In addition, Air-Tac bubble foil provides sound insulation as an added advantage.

- Single Sided
- Double Sided
- 1.22m x 30m
- 1.22m x 40m



Foam Foil

XPE Foam Foil is designed for thermal, sound insulation, suitable in the building and construction field where thermal insulation, moisture resistance, sound and vibration are critical. XPE Foam Foil as a reflective insulation under all types of roof coverings in commercial, industrial and residential buildings. It is also suitable for duct insulation, tubular pipe and raised floor.

- Single Sided
- Double Sided
- 1.24m x 30m





Looking for high-quality office furniture that combines style and function? Look no further than Pacific Furniture! Our collection of office furniture is designed with both form and function in mind, ensuring that you get the best of both worlds.

OFFICE FURNITURE

Office Desks



Balance Series



Milan Series



Light Series

Conference Tables



Corbin Series



Harper Series

Work Stations



Flex Series



Oland Series



Ellie Series



Bell Series

Bookcases



Golden Walnut



White Maple

Cabinets



Roman Series



Balance Series



Phyllis Series



Looking for high-quality office furniture that combines style and function? Look no further than Pacific Furniture! Our collection of office furniture is designed with both form and function in mind, ensuring that you get the best of both worlds.

OFFICE CHAIRS

Staff



Executive



Non Swivle



SOFAS



Lyn Series



Randle Series



Diamond Series



Pacific Series



Elegant Series



PROMOTIONAL GEAR

Introducing our customizable promotional gear collection - the perfect way to showcase your brand in style. Featuring a range of high-quality items such as pens, tote bags, t-shirts, and lanyards, each item can be customized with your logo or message. Our products are made from premium materials, ensuring they are both functional and durable for your target audience. With options for screen printing, embroidery, and full-color printing, we can help you create the perfect branded gear to meet your unique branding needs. Whether it's for trade shows, corporate gifts, or any promotional event, order your custom promotional gear today and make a lasting impression.

Pens

Introducing our collection of high-quality promotional pens - the perfect way to showcase your brand in style. Crafted with premium materials for durability and a comfortable writing experience, our pens are available in a range of colors and designs to suit your branding needs. Customize with your logo through screen printing, engraving, or full-color printing. Perfect for trade shows, client gifts, and employee recognition, order your promotional pens today and make a lasting impression.



T-Shirts

Custom t-shirts are a classic and effective way to showcase your brand. Our t-shirts are made from high-quality materials and are available in a range of colors and sizes. With options for screen printing, embroidery, or heat transfer, we can help you create the perfect branded t-shirts for your next event, team, or employee uniform.



Tote Bags

Our custom branded tote bags are the perfect accessory for any event, giveaway, or company store. Made from durable materials such as cotton, canvas, or polyester, our tote bags come in a variety of styles and colors. With ample space for your branding, they are a great way to showcase your logo or message while providing a useful item that can be used again and again.



Lanyards

Custom branded lanyards are a great way to showcase your brand at events, trade shows, or in the office. Our lanyards come in a range of materials, from classic woven designs to fun and colorful options. With your logo or branding prominently displayed, they are a great way to keep your brand visible while providing a useful item that everyone needs.





In-Store Signage

We specialize in creating eye-catching and effective in-store signage for a variety of industries and brands. Our customized solutions are made from high-quality materials and printing techniques to bring your vision to life. From window displays and floor graphics to hanging banners and shelf talkers, we have everything you need to make a lasting impression. So why wait? Browse our selection of in-store signage solutions today and let us help you make your brand stand out!



Product Catalogues

We specialize in creating high-quality product catalogues tailored to your unique brand and target audience. Our team of experienced designers and content creators handle every aspect of the catalogue creation process, from product photography and copywriting to layout and design. With our expertise and attention to detail, we can help you create a catalogue that captures your audience's attention and drives sales. Browse our selection of product catalogue solutions today and let us help you showcase your brand!



Notes



Handwriting practice area consisting of 30 horizontal lines.



Mick Finn House
1/12 Northern Link Circuit,
Townsville, Qld, 4818 Australia

P +61 7 4412 6800

E sales@pacificislands.com.au

pacificislands.com.au